

Funding Pack 2026



Local Authorities
Community Groups


The Outdoor Play
Experts



Content



- 1.** Introduction
- 2.** Pre-Application Considerations
- 3.** Application Guidance
- 4.** Funding Opportunities Library
- 5.** How Creative Play Can Help





CREATIVE PLAY

- Made In The UK
- Over 35 Years Experience
- Environmentally Sustainable
- Inclusive / Diverse Community Needs
- Long-Term Material Guarantees
- Dedicated Aftercare Service

“Bringing Communities Together Through Play”

Consultation | Design | Manufacture | Installation | Aftercare

Introduction


Outdoor play projects reliant on external funding often stall **because the scheme is not clearly defined**, is difficult to align with funding criteria, or **raises questions around delivery**.

At an early stage, how a project is structured and presented **has a direct impact on how it is assessed**, which funding routes it can realistically access, and how smoothly it progresses through approval.

By applying the principles outlined ahead, projects can be **aligned more effectively with available funding opportunities** and are **less likely to require revision** later in the process.

Internal Considerations Before Submitting A Funding Application

Before progressing to funding, most projects benefit from a short internal check to confirm the scheme is clearly defined, justifiable, and capable of progressing without unnecessary revision.



Project Need - If this isn't clear internally, it won't be clear in an application.

- What is driving this project - condition, lack of provision, or site limitations?
- Is this a targeted improvement, or does it require a more comprehensive upgrade?

Scope of Works - Disjointed schemes are harder to justify and more likely to be reduced.

- What is actually being delivered as part of this project?
- Does the scheme read as one joined-up proposal, rather than separate items grouped together?

Positioning - The same scheme can succeed or fail depending on how it's framed.

- How should this project be understood - replacement, improvement, or wider investment?
- Does that positioning align with the type of funding being considered?

Cost and Longevity - Projects that look disproportionate or short-term are more likely to be challenged.

- Is the level of investment broadly in line with what's being proposed?
- Will the outcome stand up in terms of durability and ongoing use?

Playground Funding: From Application To Approval

A **focused overview** of **how outdoor play project proposals are assessed** and the **key factors that influence funding progression**.

Local authority teams are already well-versed in funding application processes. Many will know that for outdoor play projects, the key challenge lies in **how proposals are interpreted when assessed against funding criteria**.

These typically draw on wider policy areas such as **public health, education, community provision, inclusion, and asset management**.

From our work with local authorities **across the UK since 1991**, we have consistently seen that successful funding outcomes depend not only on **identifying appropriate sources**, but also on clearly **communicating how projects align** with the requirements of the benefactor.


1. How Funding Decisions Are Interpreted

Proposals are more likely to advance when **purpose, intended impact, deliverability, and long-term value** are clearly defined and **consistently presented**. Where applications fall short, it is often **due to a lack of alignment** between these elements rather than any weakness in the scheme itself.

For outdoor play projects, this is particularly evident in **how schemes are framed**. The same proposal can be interpreted either as routine replacement or as a wider **investment in community infrastructure**, depending on how its purpose and benefits are set out.

Factors that improve assessment clarity:

- Clearly defined purpose beyond physical replacement
- Connection to wider service priorities
- Practical and deliverable scope
- Evidence of long-term value
- Consistent articulation of purpose, scope, and outcomes



2. Framing Projects for Wider Relevance

Most playground schemes **originate from operational needs** such as ageing equipment, limited usability, or changing site requirements - and funding strength depends on how clearly that need is **framed in wider terms** without losing its **practical focus**.

Outdoor play provision can **support multiple policy areas** including **physical activity, inclusion, wellbeing, and long-term asset efficiency**. Strong submissions **reflect this through the underlying case** rather than adding it as an additional justification.


Inclusive provision is a common example of this, strengthening applications where it is **clearly evidenced and embedded** within the project. Schemes that demonstrate how design decisions **improve access, increase participation, and respond to identified gaps** in provision are more likely to align with wider policy priorities such as health, inclusion, and community use.

While inclusion is rarely the sole factor in funding approval, it often becomes a **deciding influence** where **competing proposals** are otherwise similar.

This framing is often **established at design stage**, where decisions around **layout, equipment mix, and accessibility** influence how a scheme is later interpreted within funding criteria, **strengthening coherence** without altering the core scope.

What improves project framing:

- Translating operational need into wider relevance
- Considering funding interpretation at design stage
- Embedding inclusion from the outset
- Aligning layout with intended use
- Evidence of need supported by defined and measurable outcomes





3. Whole-Life Value in Funding Decisions

Funding decisions **increasingly consider long-term value** alongside initial capital cost. Durability, maintenance requirements, and lifecycle performance are now routinely assessed, particularly where schemes **compete for limited funding**.

This means projects that demonstrate **reduced maintenance burden, longer service life, and predictable ongoing costs** are often more strongly positioned at appraisal stage. **What strengthens whole-life value assessment:**

- Demonstrating durable materials and robust construction
- Evidencing low ongoing maintenance requirements
- Showing clear lifecycle cost efficiency over time
- Accounting for ease and cost of inspection and repair
- Providing realistic long-term asset performance expectations






4. Working With Multiple Funding Sources

Many outdoor play projects are now delivered through a combination of capital budgets, developer contributions, and grant funding, which **makes structural coherence essential**. The overall scheme **needs to remain unified** even where individual elements are **supported through different funding routes**, ensuring the design intent is not fragmented during allocation or approval.

When this alignment is achieved, projects are more likely to **proceed as originally intended**.

What supports funding integration:

- Clear definition of scheme components
- Single overarching design intent
- Logical mapping of funding to project elements
- Early sequencing of delivery considerations




5. Deliverability and Long-Term Viability

Project deliverability is increasingly a factor in funding assessment. Decision-makers consider **whether a scheme can be delivered within operational constraints**, how disruption will be managed, and whether long-term performance is realistic.

Where proposals are otherwise comparable, **confidence in deliverability** and ongoing asset performance can become a deciding factor.

What strengthens delivery assurance:

- Realistic and practical planning
- Minimising disruption to site operations
- Evidence of durable, low-maintenance design
- Defined responsibility for ongoing asset care



Conclusion

Funding outcomes for outdoor play projects are **determined by how clearly a scheme is defined**, how effectively **it aligns with assessment priorities**, and how **confidently it can be delivered**.

Where these factors are addressed early, projects **move through approval stages** with greater clarity, fewer revisions, and a **stronger likelihood of progressing** as intended.

Give your project a strong start with this selection of key funding sources



Metropolitan Public Gardens Association



Various



<https://www.mpga.org.uk/grants.php>



Gardening charity in London offering grants to community projects.



Wooden Spoon Grant



£2,000+



<https://woodenspoon.org.uk/apply-for-a-grant/>



Provide funds for projects with a lifespan beyond 5 years, preferably with a rugby element to it and costing over £2,000.



Greggs Foundation



Various



<https://www.greggsfoundation.org.uk/>



Aiming to improve the health and wellbeing of people living in the communities where Greggs operates.



Moto Foundation



**£12 Million
So Far**



<https://moto-way.com/about-us/moto-foundation/>



Supporting various projects across national charity partners and community partners.



Persimmon Foundation



£50,000



<https://www.persimmonhomes.com/corporate/foundation/open-application-programme/>



Charities and community groups can apply for grants of £50,000 twice a year.



Morrison's Foundation



Various



<https://www.morrisonfoundation.com/>



Enhancing community spaces, facilities and services.



Gatwick Airport Community Trust



Various



<https://gact.org.uk/>



Providing grants to deserving projects that benefit people from all communities and backgrounds.



Manchester Airports Group



£100,000



<https://www.manchesterairport.co.uk/community/working-in-our-community/community-trust-fund/>



Funds projects that positively impact the community.



EDF Community Fund



Various



<https://www.edf-powersolutions.uk/working-with-communities/the-community-fund/>



The fund provides a way of giving something back to support the local community. These might be small-scale, one-off investments or larger renovation projects.



Woodward Charitable Trust



£3,000



<https://woodwardcharitabletrust.org.uk/>



Grants funds to organisations that directly impact children under 12 years old.



YAPP Charitable Trust



£3,000



<https://yappcharitabletrust.org.uk/>



They fund work that focuses on children and young people.



Blue Spark Foundation



Various



<https://www.bluesparkfoundation.org.uk/>



Supporting projects such as drama and music clubs, sports organisations and community clubs.



Children Today Trust



£1,000



<https://www.childrentoday.org.uk/apply-now/>



Can contribute up to £1,000 towards sensory play equipment.



The Hargreaves Foundation



£200,000

Per

Annum



<https://www.thehargreavesfoundation.org/application-process/>



The Foundation can fund clearly defined projects, initiatives or the purchase of specific items that support those under 18 living with a mental health condition or disability. They put a strong emphasis on sport related projects.



Baily Thomas Charitable Fund



£9,000



<https://www.bailythomas.org.uk/>



General grants for people with learning disabilities - Application eligibility requires clearly stating the approximate proportion or number of users who have learning disabilities.



The National Lottery Community Fund



Various



www.tnlcommunityfund.org.uk/funding/funding-programmes



Funding programmes come and go often in the National Lottery Community Fund, so it is worth regularly checking out.



FCC Communities Foundation



£100,000



<https://www.fcccommunitiesfoundation.org.uk/>



Funding projects sited within 10 miles of an eligible FCC Environment waste facility.



ASDA Foundation



£20,000



<https://asdafoundation.org/>



Each year, the Asda Foundation receives a donation from Asda Stores and use it to provide grant funding to grassroots groups at the heart of communities throughout the UK.



Veolia Environmental Trust



£75,000



www.veoliatrust.org/funding



Grant Scheme supporting projects aiming to improve outdoor community spaces. Projects should encourage wellbeing, be inclusive and accessible, promote sustainability.



Enovert Community Trust



£50,000



www.enovert.co.uk/enovert-community-trust/funding



Projects must be located within 10 miles of a landfill site or waste management facility operated by Enovert Management Limited in Billingham, Cheltenham, Cirencester, Colchester, Gloucester, Kingswinford, Lydney, Middlesbrough, Southend-On-Sea, Walsall, or Weston-super-Mare.



Tesco Stronger Starts



£1,500



www.tescostrongerstarts.org.uk/



Tesco Stronger Starts provides grants to help children and young people access enriching activities. The programme supports their physical and mental wellbeing, helping give them a stronger start in life.



HS2 Community Fund



£250,000



www.hs2funds.org.uk/home/community-environment-fund



Welcome applications for projects that will enhance the quality of life and the environment of communities disrupted by the construction of HS2.



BIFFA Award



£75,000



www.biffa-award.org/recreation



Biffa Award is one of the most respected Landfill Communities Fund schemes, and has awarded more than £100 million to worthwhile projects since 1997.



Children In Need



£40,000



<https://www.bbcchildreninneed.co.uk/grants/>



They fund a balance of grants across the UK that address the greatest needs of vulnerable children and young people.



Co-op Community Fund



**£115 Million
So Far**



<https://causes.coop.co.uk/>



A recent project includes a donation of £3,600 towards a sensory room for deaf and visually impaired children. Discover what they can do for you!



Easy Fundraising



**£60 Million
So Far**



<https://www.easyfundraising.org.uk/register-your-good-cause/>



Simple fundraising linked to your favourite retailers! Case studies on the website give examples of how it works.



Football Foundation



**£1.1 Billion
So Far**



<https://footballfoundation.org.uk/looking-for-funding>



Find funding for outdoor sports items, including fencing, with the UK's largest sports charity.



Ford Britain Trust



£250



<https://www.ford.co.uk/experience-ford/news/ford-britain-trust>



Providing small grants of up to £250, they welcome applications from registered charities and not-for-profit organisations.



Suez Community Fund



£50,000



<https://www.suez.co.uk/en-gb/our-offering/communities-and-individuals/giving-something-back/suez-communities-fund>



The SUEZ Communities Fund awards capital funding for single-site community or environmental improvements, covering equipment, materials and contractors, via UK landfill community funds.



GoFundMe



**£35 Million
A Week**



<https://www.gofundme.com/en-gb/c/start>



The famous crowdfunding platform useful for beginners and seasoned pros alike! Start raising money free of charge.



Groundwork



£50,000



<https://www.groundwork.org.uk/apply-for-a-grant/>



They manage a number of grant schemes on behalf of businesses, public sector and third sector partners to help you make your project a reality.



JustGiving



Various



<https://www.justgiving.com/>



Setting up an account is free, and events are easy to share via social media.



Barker-Mill Foundation



£5,000



<https://barkermillfoundation.com/>



Previously known as the Peter Barker-Mill Memorial Charity, the Foundation makes donations to local organisations and individuals needing support, primarily in south west Hampshire.



Sport England



£15,000



<https://www.sportengland.org/funding-and-campaigns/our-funding/movement-fund/more-about-movement-fund>



Sport England's main focus is on supporting projects that match their goal of getting more people active, reducing the number of inactive people and tackling long-standing inequalities.



Sport Scotland



**£2 Million
Per Annum**



www.sportscotland.org.uk/funding/sport-facilities-fund



Prioritisation is given to projects that deliver the greatest impact on equality, diversity and inclusion objectives in Scotland.



Sport Wales



£50,000



www.sport.wales/grants-and-funding/beactivewalesfund



A national organisation responsible for developing and promoting sport and physical activity in Wales.




How Creative Play Can Help

Consultation

Creative Play **supports funding applications** by helping define clear, deliverable projects that **align with assessment criteria** from the outset.

What this includes:

- **Assessing site conditions**, constraints, and opportunities
- Defining a clear, **deliverable project scope**
- Developing **layouts and 3D visuals** for review
- **Aligning provision** with age range, accessibility, and intended use
- Advising on durability, maintenance, and **long-term performance**
- Ensuring **compliance with safety** and relevant standards
- **Supporting stakeholder discussions** where required



This results in a project that is clearly defined, realistically deliverable, and **better positioned for funding approval**.

Quotation

We provide [detailed quotations](#) listing all items and work, with an **exact cost, essential for funding applications**.

Resources


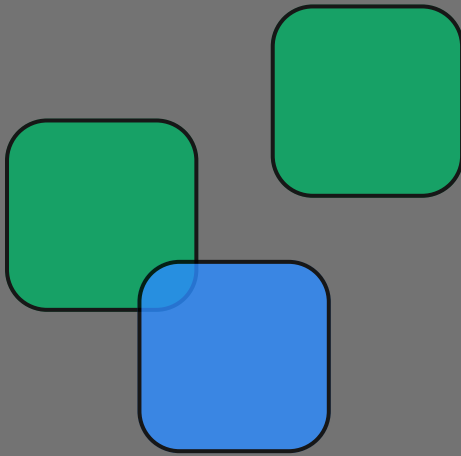
We bring a wealth of **resources that can help you explain playground choices** to prospective funders, such as [design guides](#), [inclusivity information](#), [sustainability guides](#), and a variety of [case studies](#) which reinforce decisions.

Working With Us

Detailed information about [processes](#) and [guarantees](#) are readily available on our [website](#) to address all concerns and questions funders might have.

Start Planning Your Playground

[**BOOK A NO-OBLIGATION CONSULTATION**](#)



Creative Play
PO Box 707
Mold
Flintshire
CH7 1FG

Phone
01244 375 627

