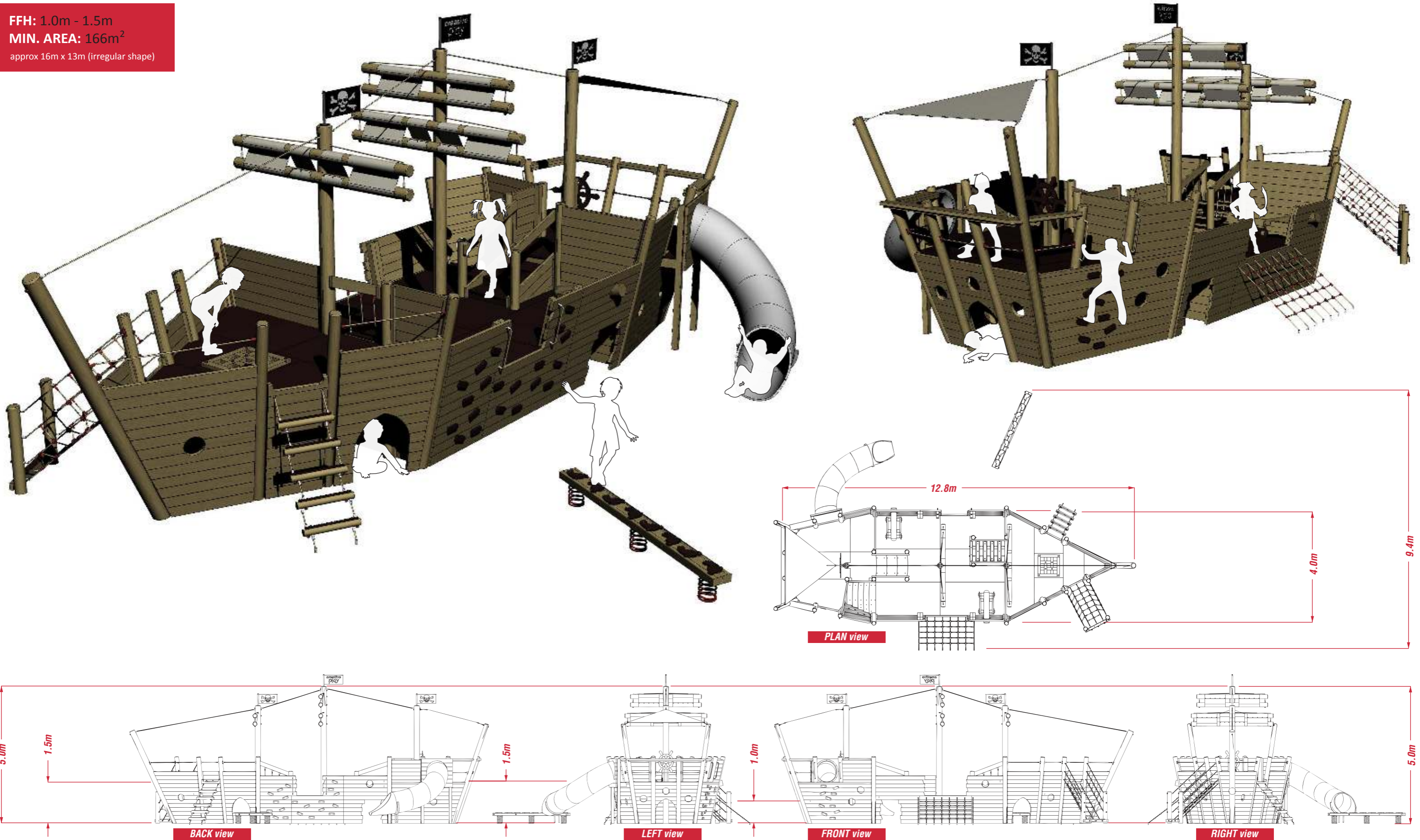


# PIRATE SHIP (TIMBER)

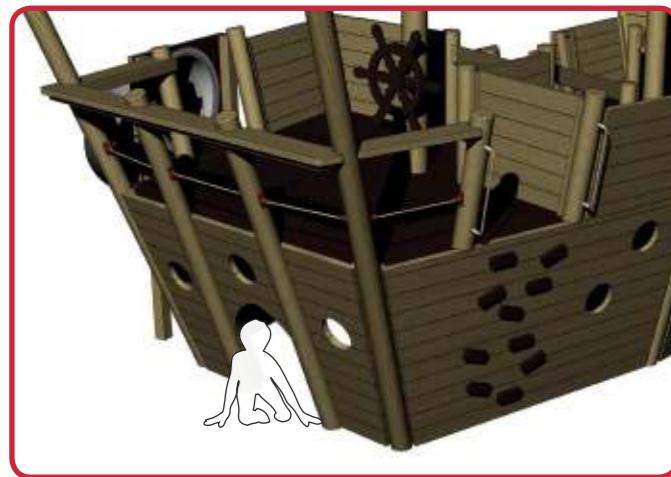
FFH: 1.0m - 1.5m  
MIN. AREA: 166m<sup>2</sup>  
approx 16m x 13m (irregular shape)



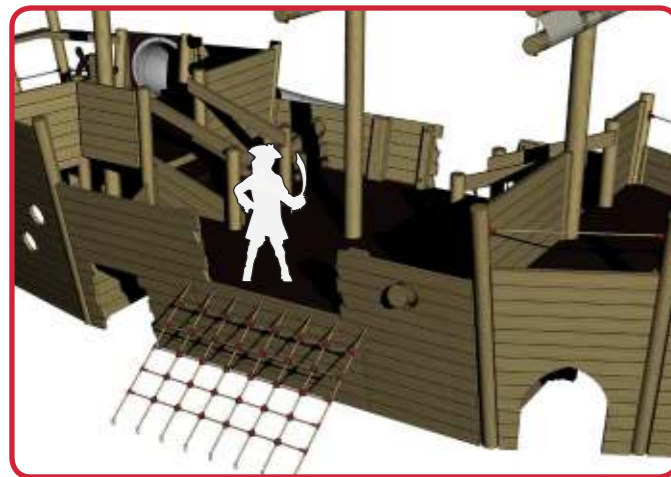


# PIRATE SHIP (TIMBER)

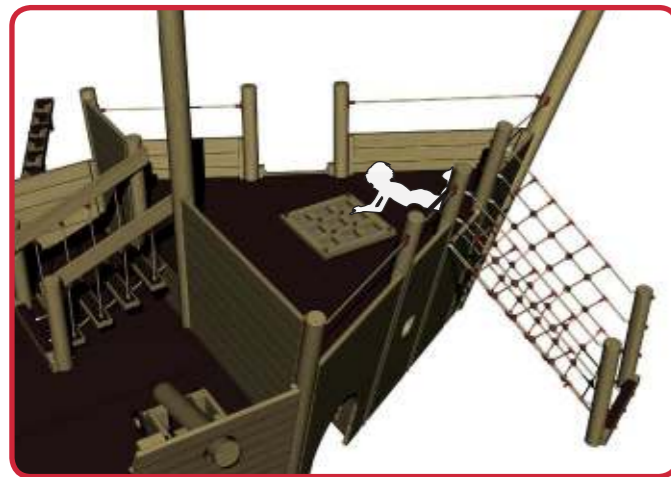
creative  
play



WHEEL HOUSE climbing blocks & slide entry



MAIN DECK cargo net, stairs & cannons



FORECASTLE Net bridge & viewing hatch



Ropes and nets  
Polypropylene covered multi-filament steel core rope secured with hydraulically pressed end connections and custom made tamper-proof net joints.



Fastenings are tamper-proof or capped with secure custom-made plastic tamper proof covers.



Tanilith E pressure treated European Pine, sanded to produce a high quality finish. The raw material is sourced from well managed sustainable forests.



Floors and Ramps  
Birch plywood exterior panels with a dense, rough 'wire-mesh' pattern surface to provide a slip-resistant finish.



High quality countersunk torx head wood screw with special thread. Hardened steel with a brass effect finish.



Heavy duty HDPE shade fabric, designed to block out up to 98% of UV rays, whilst allowing heat to escape through.

shade sail WHEEL HOUSE

stairs down to OFFICERS CABIN

fixed CANNON

VIEWING HATCH

SAILS, RIGGING & FLAGS

CANNON fixed

stairs to FORECASTLE

SHIPS BRIG net wall

OFFICERS CABIN stairs

Tubular slide, 'walk the plank', climbing blocks & tunnel

Timber climbing ladder & entrance to brigg