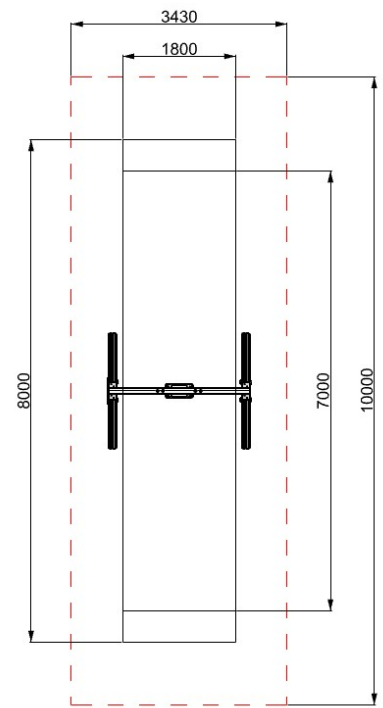
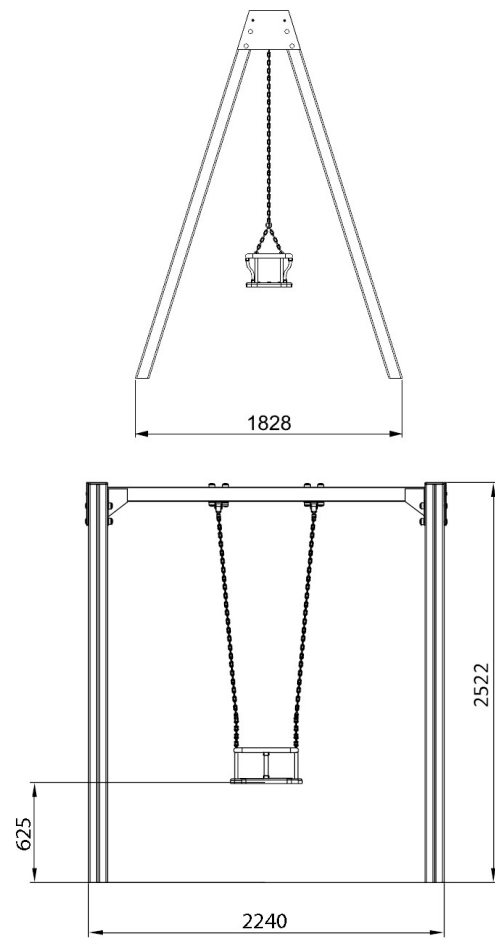



# SINGLE SWING (CRADLE SEAT)



S114



*\* Measurements in millimetres  
--- = Minimum area required  
8000 Dimension for loose fill surfacing*

PRODUCT INFORMATION	
PRODUCT CODE	S114
DIMENSIONS LXWXH	2.2M X 1.8M X 2.5M
AGE RANGE	3+
SPARE PART AVAILABILITY	2-4 WEEKS

TECHNICAL INFORMATION	
FREE FALL HEIGHT	1.5M
MINIMUM AREA	10M X 3.4M
MIN. SURFACING AREA	12.6 SQM
STANDARDS COMPLIANCE	BSEN1176

DOWNLOADS	
PRODUCT WEBPAGE	
MAINTENANCE INFORMATION	

*\*Information correct at time of creation*