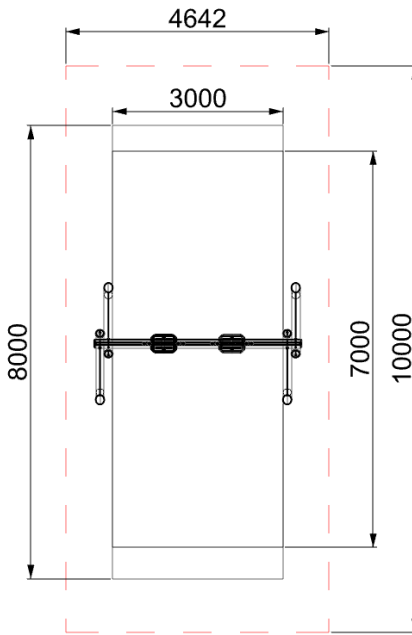
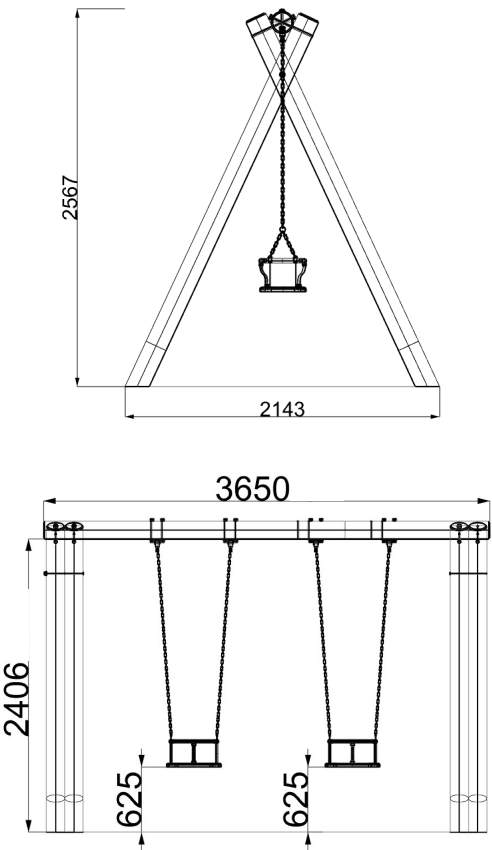



# DOUBLE SWING ROUND (CRADLE SEAT)

creative  
play


S102-R



\* Measurements in millimetres  
--- = Minimum area required  
8000 Dimension for loose fill surfacing

PRODUCT INFORMATION	
PRODUCT CODE	S102-R
DIMENSIONS LXWXH	3.6M X 2.1M X 2.6M
AGE RANGE	3+
SPARE PART AVAILABILITY	2-4 WEEKS

TECHNICAL INFORMATION	
FREE FALL HEIGHT	1.5M
MINIMUM AREA	4.6M X 10M
MIN. SURFACING AREA	21 SQM
STANDARDS COMPLIANCE	BSEN1176

DOWNLOADS	
PRODUCT WEBPAGE	
MAINTENANCE INFORMATION	